



Polidomes Spherical Tents Glamping



GLAMPING

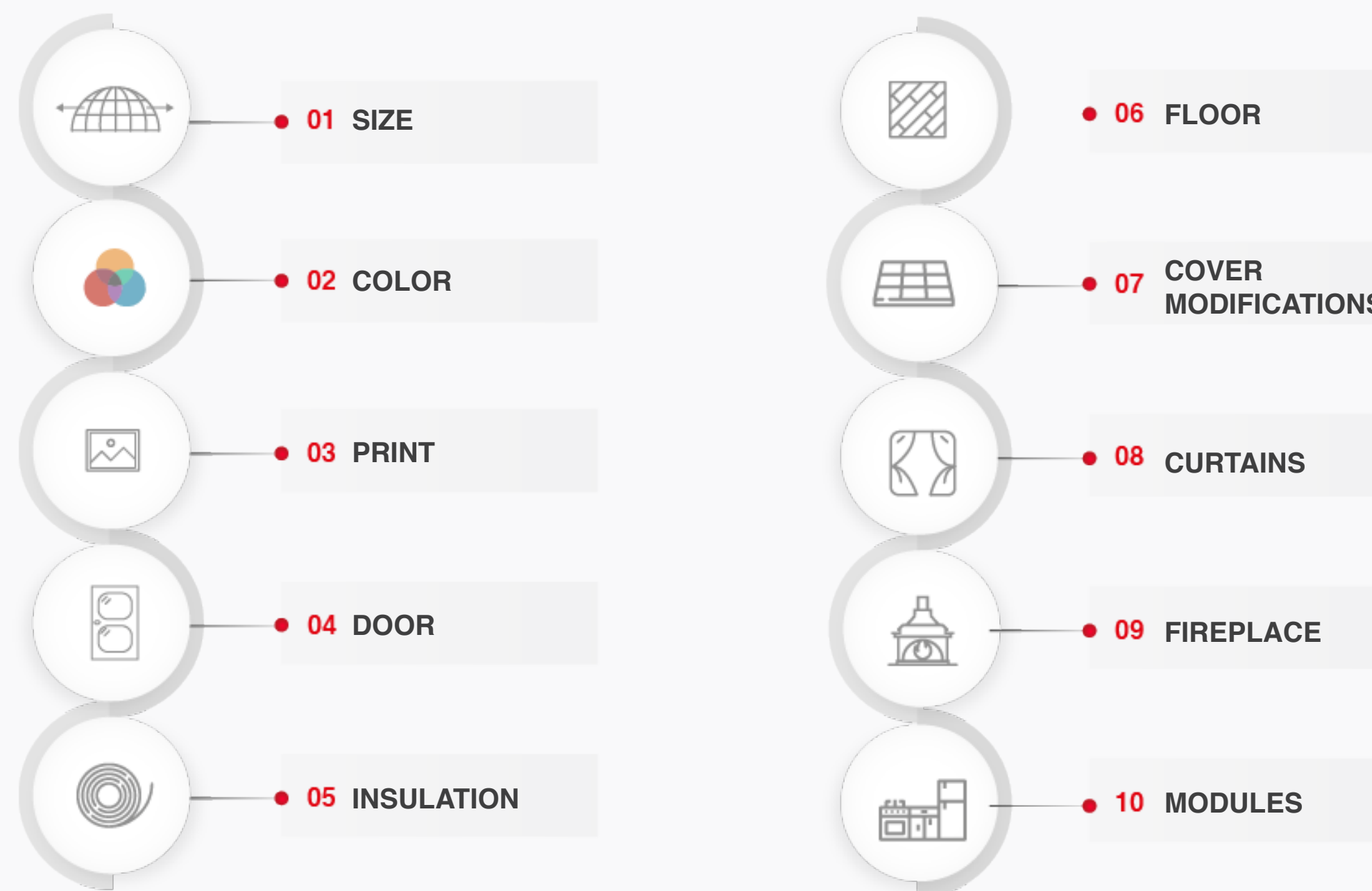
Camping in luxurious style! Glamping is a growing form of spending time in nature, but not in ordinary tents, but in extremely comfortable conditions. Polidomes creates glamping objects modeled on the shape of a geodesic dome, thanks to which our projects not only have unique

aesthetic value, but also help reduce heating costs. In addition, they are environmentally friendly, quick to build and cheap to maintain!



MAKE YOUR OWN TENT


Polidomes offers a number of models of glamping tents that have been designed with comfort in mind. Build your own glamping tent, by step by step following the various stages of the project and choosing the following elements from our offer.



01

CHOOSE TENT SIZE

Decide for how many people the tent will be designed for and choose the optimal size - from the smallest with an area of 20 m² to the largest with an area of 75 m².




	GLAMPING 20	GLAMPING 30	GLAMPING 40	GLAMPING 50	GLAMPING 75
Floor area	20 m ²	30 m ²	40 m ²	50 m ²	75 m ²
Diameter	5 m	6,2 m	7 m	8 m	9,5 m
Height	2,5 m	3,8 m	3,5 m	4 m	4,75 m

02

CHOOSE COLOUR


Choose one of the color variants. The package includes a tarpaulin cover in the shade of your choice and construction and insulation elements that match it.




03

ADD OVERPRINT

One of the advantages of Glamping spherical tents is the possibility of printing on the tent cover. Choose the right pattern and enjoy exceptional professional branding.



YOGA



NATURE



KINDERGARTEN


04

CHOOSE DOOR

We use fire doors from reliable manufacturers, so our tents are not only aesthetic, but also provide security for users. Choose one of three options.



ZIPPER LOCK DOOR



SINGLE-WING GLASS ALUMINUM DOOR

available in hot and cold variant




SINGLE-WING DOOR FILLED WITH PVC

available in hot and cold variant

05

CHOOSE INSULATION

The idea of glamping is to ensure maximum comfort in the tent - choose the right type of insulation that will maintain an optimal temperature in the interior.



5 cm

MINERAL WOOL
5 cm



10 cm

MINERAL WOOL
10 cm

06

CHOOSE YOUR FLOOR

We offer two options - a floor made of high quality wood and Pollywood Premium, which reflects the spherical shape of the dome.



Wooden Floor – non-mobile

All-year wooden platform with insulation. It is possible to create an outside terrace by installing a platform extending beyond the surface of the tent.




Pollywood Premium - mobile

A 21 mm anti-slip plywood floor on a steel grate connected to the tent.

07


CHOOSE YOUR COVER MODIFICATIONS

The cover of the spherical tent can be modified in many ways - for example, the dome can be topped with a skylight that lets in natural light and allows users to enjoy the view of the sky.



Skylight

Transparent elements on the top of the tents allow observation of the sky.



Additional transparent element

Possibility of introducing an additional transparent element located any place on the cover.


08

CHOOSE VENTILATION

Choose the right type of ventilation to ensure proper air circulation and to prevent condensation inside the tent.



Vent with solar battery



Gravitational ventilation

09

CHOOSE CURTAINS

Create a cozy atmosphere in the interior by choosing curtains of a color that matches the cover. Thanks to this, the glamping tent will take on a more luxurious style.



	787 1M1
	787 6M0
	787 7M4
	787 7M7
	787 8M4
	787 8M5

10

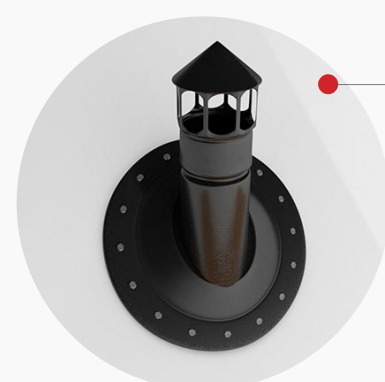
ADD A FIREPLACE SET

Provide your guests with a pleasant atmosphere by choosing the optimal fireplace system.



Fireplace set

A complete fireplace set from a proven manufacturer. The set allows you to effectively heat the inside of the tent.



Adjustable ring

The tent is adapted to install a fireplace set, which the Customer should order on their own.

11

ADD A BATHROOM MODULE

Order a bathroom module ideally suited to the needs of a glamping tent. The modules we offer ensure comfort of use and the highest quality of workmanship.



Dimensions

125 x 185 x 235 cm

12


ADD A KITCHEN MODULE

Thanks to the kitchen module, the glamping tent becomes a comfortable apartment. The modules we offer ensure comfort of use and the highest quality performance.



Closed module
186 x 82 x 200 cm

Open module
374 x 66 x 200 cm



Polidomes International Sp .z o.o.
ul. Jednosci Narodowej 22c
78-100 Kolobrzeg, POLAND
EU VAT ID: PL 6711823578